



**Secretary of State
Office of Professional Regulation**

**Thirty Fourth Annual Report
on
Professional Licensing**



Jim Condos, Secretary of State

Colin R. Benjamin, Director

**Vermont Secretary of State
Office of Professional Regulation**

As of: July 2015

**Thirty Fourth Annual Report
on
Professional Licensing**

Published by:

Jim Condos, Secretary of State

Colin R. Benjamin, Director

A note to the reader:

This Director's Annual Report for the Office of Professional Regulation (OPR, Office) covers Fiscal Year 2015-July 1, 2014, through June 30, 2015. It contains the Director's report as well as a summary of the activity of the regulatory programs for the 46 professions supported and managed by OPR. You will also find tables and charts providing a report on the activities, revenues, and expenditures for all regulatory programs administered under the jurisdiction of OPR.

Information relating to specific professions can be accessed via our web page: <http://www.vtprofessionals.org>
Comments and suggestions are welcome. Write or call the Director, Office of Professional Regulation, Secretary of State, 89 Main Street, 3rd Floor, Montpelier, Vermont 05620-3402, (802) 828-1505.

TABLE OF CONTENTS

Director's Report 1

Appendices:

Appendix A: Average New License Duration.....3
 Appendix B: Average Annual Case Duration (Days) By Resolution4
 Appendix C: Licensing Growth Trend5
 Appendix D: Enforcement Activity for Fiscal Year 2015..... 6
 Appendix E: New Cases Received for Fiscal Year.....7
 Appendix F: Conduct Cases Concluded Without Discipline for the Fiscal Year..... 8
 Appendix G: Conduct Cases Concluded With Discipline for the Fiscal Year..... 9
 Appendix H: Licensees By Profession 10
 Appendix I: Receipts/Expenditures by Profession 13
 Appendix J: Roster of Board/Commission/Advisor Members 14

This report contains information regarding the following professions:

Accountants	Professional Engineers	Osteopathic Physicians and Surgeons
Acupuncturists	Funeral Service	Pharmacists
Alcohol & Drug Counselors	Hearing Aid Dispensers	Physical Therapists
Architects	Landscape Architects	Private Investigative/Security Svcs.
Athletic Trainers	Land Surveyors	Property Inspectors
Audiologists	Marriage & Family Therapists	Psychoanalysts
Auctioneers	Clinical Mental Health Counselors	Psychologists
Barbers & Cosmetologists	Midwives, Licensed	Psychotherapists, Non-licensed
Body Piercers	Motor Vehicle Racing	Radiologic Technologists
Boxing	Naturopaths	Real Estate Appraisers
Chiropractors	Nursing	Real Estate Brokers, Salespersons and Brokerage Firms
Crematoriums	Nursing Home Administrators	Respiratory Care Practitioners
Dental Examiners	Occupational Therapists	Social Workers, Clinical
Dietitians	Opticians	Speech Language Pathologists
Electrologists	Optometrists	Tattooists
		Veterinarians

Director's Report Fiscal Year 2015

Director's Report

This will be my first annual report as Director of Vermont's Office of Professional Regulation ("OPR"). At the outset, I wish to convey my gratitude to the former Director, Chris Winters, who held this position for almost a decade during which he dramatically transformed OPR for the better by planning for and implementing significant business process and technology improvements. My mission is to continue to drive those same types of improvements forward to better serve the public and professional licensees in Vermont. In addition, good customer service has been particularly emphasized under Secretary of State Jim Condos. I am especially thankful for his leadership and support and appreciate the opportunity to succeed Mr. Winters as Director.

27 years ago, the Vermont Legislature gathered up more than 30 disparate and segregated professional regulatory boards and placed them under an umbrella agency (OPR) within the Secretary of State's Office. I assume one the main reasons for doing so was that the Legislature did not wish to see state government regulate these 30 professions 30 different ways. Today, OPR oversees professional regulation by issuing 137 different license types within 46 separate professions.

At a minimum, effective state professional regulation requires four distinct but essential components: (1) licensing administration to issue and renew licenses to qualified individuals and businesses; (2) independent enforcement capabilities to screen, investigate and prosecute complaints of unprofessional conduct; (3) an inspection program where necessary; and (4) an independent quasi-judicial administrative law division to adjudicate licensing and enforcement cases. These four components comprise today's OPR.

As expected, over time, the consolidation of professional licensing at OPR has led to significant efficiencies in the business process of professional regulation and to a smarter government solution. The complex business process necessary to drive each of the four components above has been, and continues to be, harmonized whenever possible across all 46 professions so that for each business function, OPR does things one way, the best way, not 46 different ways. In other words, through a licensing umbrella agency model, Vermont has eliminated enormous amounts of excess red tape that no longer stifles the marketplace and the professionals that operate within it. This is important for today's OPR and for the future as OPR continues to onboard additional professions each year through legislative decisions to either regulate a new profession or move an existing regulated profession to OPR from another branch of state government.

Utilizing one licensing platform for all licensing administration and enforcement as opposed to many different technology systems is an obvious benefit to consolidating licensing administration functions at OPR. Online license *renewals* have been in place for more than six years now at OPR and we are excited to report an average 99% online renewal rate for 2015. This allows us to turn around license renewals immediately. It also lets us cut down on printing and mailing costs while at the same time freeing up staff to take on other duties. Online *initial* applications for almost every profession are going live by the end of 2016. As you will see from the data contained in this report, OPR has already dramatically reduced the time it takes to process an initial application in the last 5 years, from an average of 57 days down to 18 days. The importance of this trend for the marketplace cannot be overstated as qualified applicants for a license are now able get their licenses and begin working in Vermont with very little wait time.

Similarly, despite the fact that the number of professional misconduct complaints is increasing at an average rate of 28 complaints per year, our enforcement division has decreased the average time it takes to resolve cases from beginning to end for all unprofessional conduct complaints. For example, the average time it takes to resolve a case by a stipulation and consent order has fallen by 20 days. In addition, the average time it takes to resolve a case through the contested hearing process has fallen by 30 days.

Throughout the continuous process of improvement, public protection continues to be OPR's top priority. But smart government and public protection are not mutually exclusive endeavors. More efficient processing and resolution of cases means better public protection. And getting qualified licensees to work faster by decreasing the time it takes to process a licensing application does not diminish public protection. As OPR fulfills its public protection mandate, we must never lose sight of the fact that professional regulation is a necessary restraint of trade that must be closely managed to effectuate its legislative purpose in the least restrictive manner.

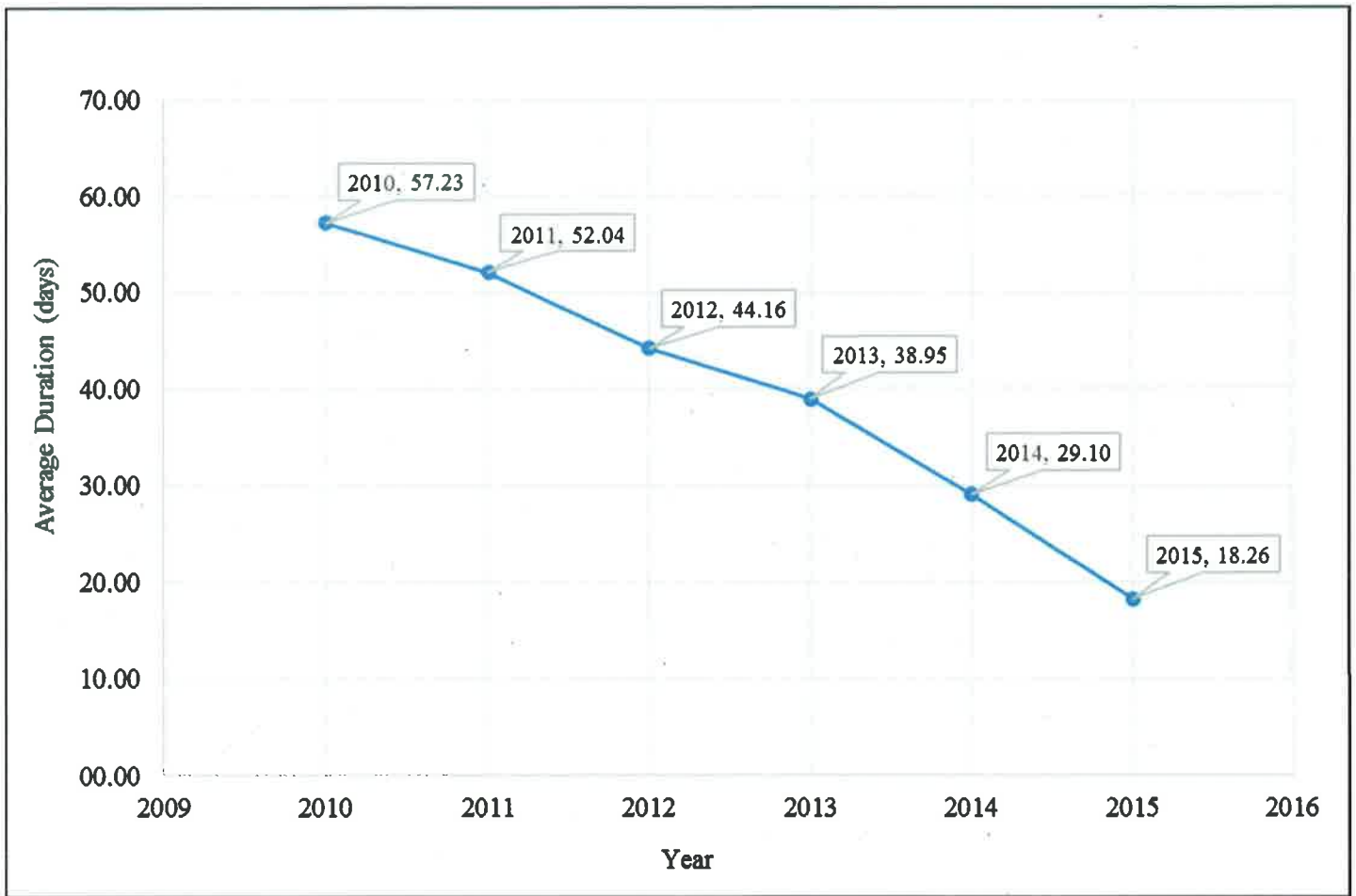
As I begin this journey, I am thankful to work with the passionate and selfless individuals who are our board members and advisors. I am also grateful to be part of such an exceptional staff of dedicated public servants here at OPR.

Respectfully submitted,

A handwritten signature in blue ink, appearing to read 'Colin R. Benjamin', with a stylized flourish at the end.

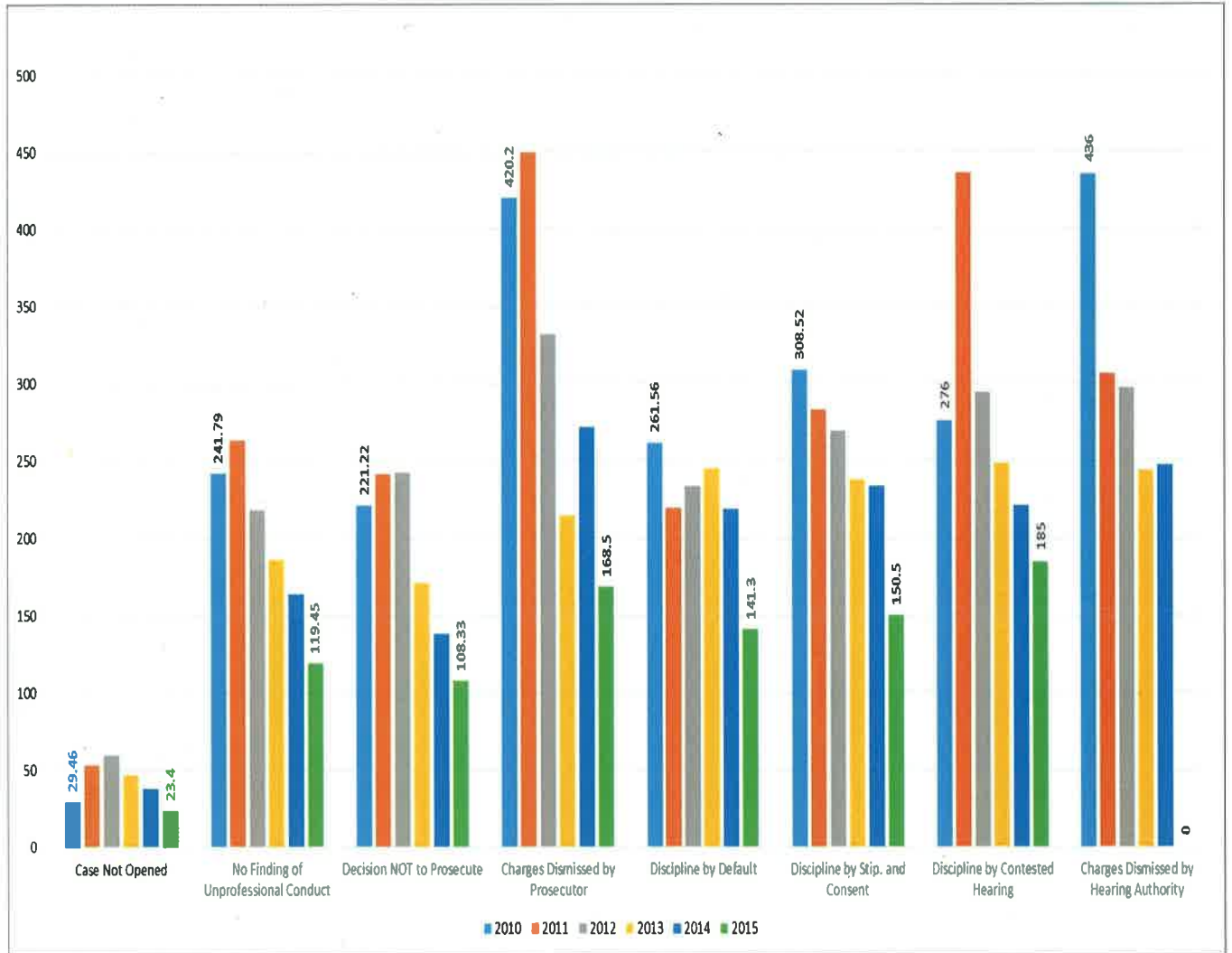
Colin R. Benjamin, Director

Appendix A: Average New License Application Duration



The average duration for the completion of new license applications by year. Average annual duration change (slope) = -7.68 days per year.

Appendix B: Average Annual Case Duration (Days) By Resolution*



*As of July 1st 2015.

Appendix C: Licensing Growth Trend

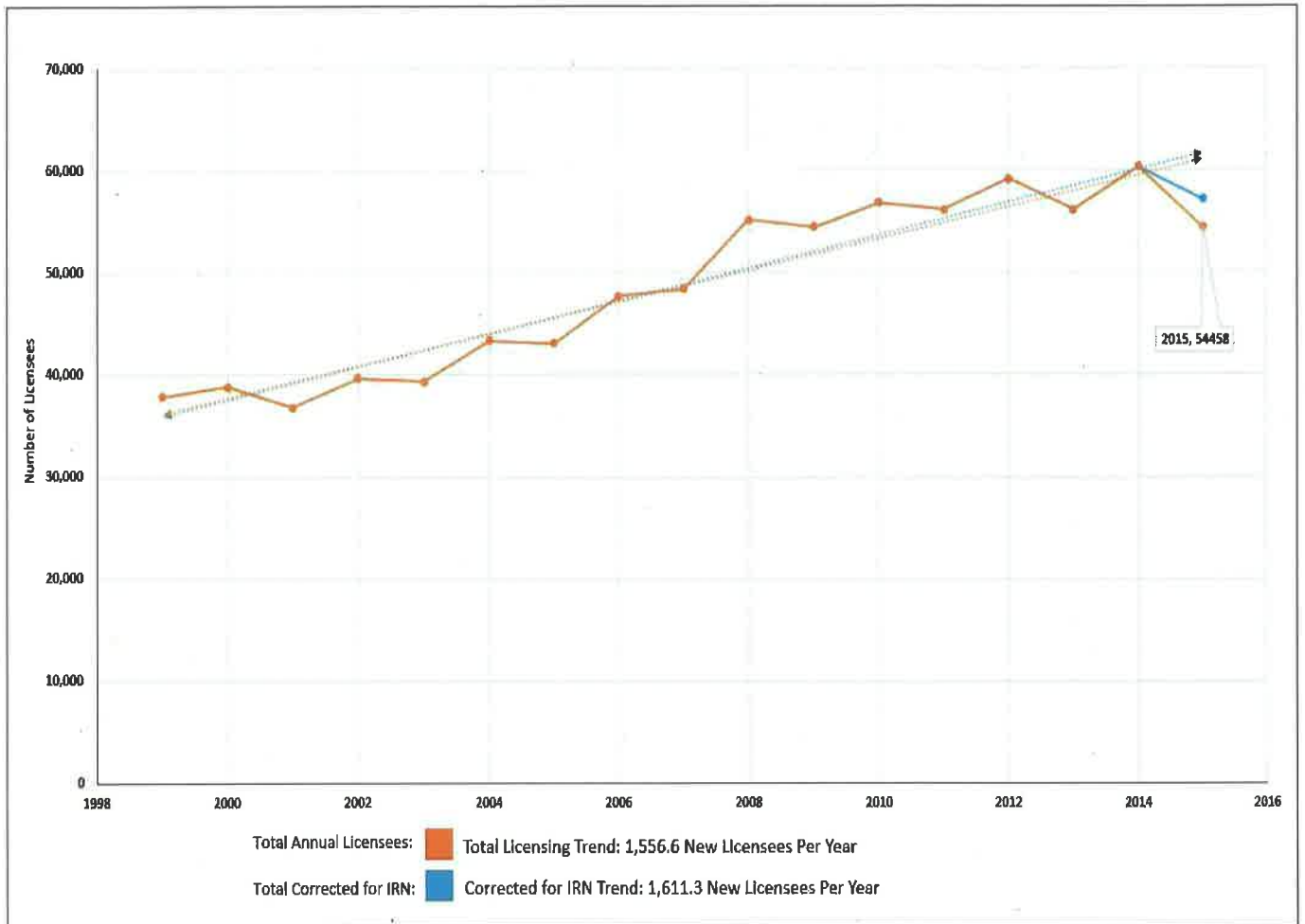


Figure 1: Annual trend line for total licensees, and total licensees corrected for loss of international registered nurses (IRN) without social security numbers. Nursing accounted for 47.5% of total licensees in 2012, and 37.1% in 2015. In 2015, 2,785 IRN were unable to achieve licensure/re-licensure, given a recent social security number requirement. To illustrate the impact of this change, a hypothetical trend line corrected for the loss of the IRN, as well as a “corrected” 2015 data point, is also shown. Additionally, as a result of the licensing renewal schedule, odd years are on average 1.9% lower than the previous year’s number of total licensees, whereas even years tend to grow by about 7.9% from the previous year’s total licensees. In this way, the growth pattern for the total number of licensees tends to take three “steps” forward and one “step” back, every two years. The result is an average annual increase in the total licensee population of nearly 6% every two years, or a simple average of 3% each year.

Appendix D: Enforcement Activity for Fiscal Year 2015

	New Complaints Received	Cases Investigated	Closed without Discipline	Charges Filed	Summary Suspension	Discipline Imposed by Stipulation	Discipline Imposed after Hearing
Accountant	23	23	29	3	0	0	1
Acupuncturist	0	0	2	0	0	0	0
Alcohol & Drug Counselor	1	1	1	0	0	0	0
Allied Mental Health	11	26	21	5	0	1	0
Architect	4	3	3	2	0	2	0
Athletic Trainer	0	0	0	0	0	0	0
Auctioneer	2	2	0	0	0	0	1
Audiologist	0	0	0	0	0	0	0
Boxing	0	0	0	0	0	0	0
Chiropractor	3	2	2	0	0	0	0
Cosmetology & Barber	21	28	17	11	0	6	0
Dentist	29	23	34	8	0	5	0
Dietitian	0	0	0	0	0	0	0
Electrologist	2	1	0	0	0	0	0
Engineer, Professional	15	11	21	0	0	2	0
Funeral Service	1	6	8	2	0	2	0
Hearing Aid Dispenser	3	4	1	2	0	0	1
Land Surveyor	3	2	6	1	0	0	0
Landscape Architect	1	0	2	0	0	0	0
Midwife, Licensed	0	0	0	1	0	1	0
Motor Vehicle Racing	0	0	0	0	0	0	0
Naturopathic Physician	5	1	3	0	0	0	0
Nursing	243	147	206	78	15	24	12
Nursing Home Administrator	0	1	8	1	0	1	0
Occupational Therapist	2	3	0	0	0	0	0
Optician	1	0	0	0	0	0	0
Optometry	3	2	1	0	0	0	0
Osteopathic Physician	7	3	2	0	0	4	0
Pharmacist/Pharmacy	93	35	82	3	0	3	0
Physical Therapist	2	2	0	1	0	0	0
Private Detective/Security	10	7	15	2	0	0	0
Property Inspector	0	0	0	0	0	0	0
Psychoanalyst	0	0	0	0	0	0	0
Psychologist	5	5	8	0	0	1	0
Radiologic Technologist	2	1	2	0	0	0	0
Real Estate Appraiser	8	5	6	0	0	1	1
RE Broker/Salesperson	53	46	76	16	0	4	0
Respiratory Care Therapist	1	0	0	0	0	1	0
Social Workers, Clinical	9	6	8	2	0	1	0
Tattooist/Body Piercer	13	12	3	0	0	0	0
Veterinarian	10	8	11	1	0	0	0
Totals	586	416	578	139	15	59	16

**Appendix E: Historical Data of New Cases Received for
Fiscal Years 2008 through 2015**

Profession	2008	2009	2010	2011	2012	2013	2014	2015
Accountant	12	7	11	9	10	9	26	23
Acupuncturist	2	0	0	0	1	0	2	0
Alcohol & Drug Counselor	4	2	0	2	4	4	1	1
Allied Mental Health	14	9	8	20	14	16	26	11
Architect	3	3	6	5	2	20	6	4
Athletic Trainer	1	0	1	0	0	0	0	0
Auctioneer	5	1	5	3	3	2	3	2
Audiologist	0	0	0	0	0	0	0	0
Boxing	0	0	0	2	0	0	0	0
Chiropractor	2	4	1	5	5	3	5	3
Cosmetologist	50	35	33	59	60	43	71	21
Dentist	18	21	32	37	44	41	47	29
Dietitian	0	0	1	1	0	3	1	0
Electrologist	1	0	0	0	2	1	0	2
Engineer, Professional	1	8	6	3	9	11	16	15
Funeral Service	15	5	5	3	9	8	12	1
Hearing Aid Dispenser	0	1	3	0	1	3	3	3
Land Surveyor	5	5	6	9	5	9	2	3
Landscape Architect	PNR	PNR	PNR	0	0	2	1	1
Midwife, Licensed	1	1	0	2	0	4	2	0
Motor Vehicle Racing	0	0	0	1	1	0	0	0
Naturopathic Physician	0	1	1	4	1	4	1	5
Nursing	149	282	310	365	317	285	323	243
Nursing Home Administrator	4	8	11	10	8	4	11	0
Occupational Therapist	2	2	1	1	2	2	0	2
Optician	0	0	0	0	0	2	0	1
Optometry	1	1	2	6	1	2	0	3
Osteopathic Physician	3	2	17	10	4	4	7	7
Pharmacist/Pharmacy	75	57	57	81	92	34	64	93
Physical Therapist	1	7	6	3	14	1	0	2
Property Inspector	PNR	PNR	PNR	PNR	PNR	PNR	PNR	0
Services	23	5	10	17	17	14	19	10
Psychoanalyst	0	0	0	0	0	0	0	0
Psychologist	9	3	14	11	12	11	14	5
Radiologic Technologist	4	2	0	1	2	2	1	2
Real Estate Appraiser	7	7	8	16	20	9	16	8
Broker/Salesperson	26	7	41	53	117	145	98	53
Respiratory Care Therapist	5	3	1	4	0	3	0	1
Social Workers, Clinical	3	5	6	10	7	14	13	9
Tattooist/Body Piercer	12	13	10	22	21	13	4	13
Veterinarian	15	12	8	16	17	11	6	10
TOTAL	473	519	621	791	822	739	801	586
PNR = Previously Not								

**Appendix F: Historical Data - Conduct Cases Concluded Without Discipline
For Fiscal Years 2009 through 2015**

	2009	2010	2011	2012	2013	2014	2015
Accountant	6	3	5	10	10	4	29
Acupuncturist	2	0	0	1	0	0	2
Alcohol & Drug Counselor	2	1	0	3	2	5	1
Allied Mental Health	4	11	4	10	4	5	21
Architect	3	3	2	3	1	10	3
Athletic Trainer	0	0	1	0	0	0	0
Auctioneer	2	4	2	2	3	3	0
Audiologist	0	0	0	0	0	0	0
Boxing	0	0	1	0	0	0	0
Chiropractor	1	5	0	1	5	0	2
Cosmetologist & Barber	23	22	48	26	23	57	17
Dentist	16	11	14	25	26	45	34
Dietitian	0	0	0	0	3	0	0
Electrologist	0	1	0	0	3	0	0
Engineer, Professional	3	5	0	3	2	7	21
Funeral Service	1	3	3	3	6	7	8
Hearing Aid Dispenser	0	2	0	0	1	2	1
Land Surveyor	5	5	4	4	12	1	6
Landscape Architect	PNR	PNR	PNR	0	2	0	2
Midwife, Licensed	1	2	2	1	0	3	0
Motor Vehicle Racing	0	0	1	0	0	0	0
Naturopathic Physician	0	1	0	2	0	0	3
Nursing	84	192	90	145	221	214	206
Nursing Home Administrator	1	2	9	11	3	7	8
Occupational Therapist	1	3	0	0	2	0	0
Optician	0	0	0	0	0	2	0
Optometry	0	2	4	1	2	0	1
Osteopathic Physician	2	7	7	5	2	7	2
Pharmacist/Pharmacy	28	60	20	51	53	48	82
Physical Therapist	0	9	1	11	4	0	0
Private Detective/Security Services	5	8	13	2	9	4	15
Property Inspector							0
Psychoanalyst	0	0	0	0	0	0	0
Psychologist	8	5	12	5	8	17	8
Radiologic Technologist	2	0	0	0	1	0	2
Real Estate Appraiser	5	2	13	6	12	10	6
Real Estate Broker/Salesperson	12	30	38	39	94	98	76
Respiratory Care Therapist	0	1	0	1	1	3	0
Social Workers, Clinical	1	3	6	3	3	16	8
Tattooist/Body Piercer	9	12	4	13	16	12	3
Veterinarian	8	11	6	10	19	8	11
TOTAL	235	426	310	397	553	595	578

**Appendix G: Historical Data - Conduct Cases Concluded
With Disciplinary Action for Fiscal Years 2009 through 2015**

Profession	2009	2010	2011	2012	2013	2014	2015
Accountant	7	0	0	3	2	0	3
Acupuncturist	0	0	0	0	0	0	0
Alcohol & Drug Counselor	1	0	0	0	0	0	0
Allied Mental Health	5	1	2	2	3	7	5
Architect	1	0	2	2	0	2	2
Athletic Trainer	0	0	0	0	0	0	0
Auctioneer	0	0	0	1	0	0	0
Audiologist	0	0	0	0	0	0	0
Boxing	0	0	0	0	0	0	0
Chiropractor	0	0	0	1	1	3	0
Cosmetologist	17	8	21	28	21	12	11
Dentist	3	6	7	10	11	6	8
Dietitian	0	0	0	0	0	0	0
Electrologist	0	0	0	0	0	0	0
Engineer, Professional	4	4	0	1	2	8	0
Funeral Service	1	0	10	0	0	0	2
Hearing Aid Dispenser	0	0	2	0	1	1	2
Land Surveyor	1	1	4	0	1	1	1
Landscape Architect	PNR	0	0	0	0	0	0
Midwife, Licensed	0	0	0	1	0	2	1
Motor Vehicle Racing	0	0	0	0	0	0	0
Naturopathic Physician	0	0	1	1	1	0	0
Nursing	107	104	137	73	108	71	78
Nursing Home Administrator	1	2	3	2	3	0	1
Occupational Therapist	1	0	0	1	2	0	0
Optician	0	0	0	0	0	0	0
Optometry	0	1	0	0	3	1	0
Osteopathic Physician	1	0	0	1	6	4	0
Pharmacist/Pharmacy	11	40	13	19	13	11	3
Physical Therapist	1	0	1	2	0	0	1
Private Detective/Security Services	6	6	0	6	8	10	2
Property Inspector	PNR	PNR	PNR	PNR	PNR	PNR	0
Psychoanalyst	0	0	0	0	0	0	0
Psychologist	1	0	2	0	0	3	0
Radiologic Technologist	1	2	0	0	2	0	0
Real Estate Appraiser	0	1	8	3	5	6	0
Real Estate Broker/Salesperson	26	4	7	5	21	6	16
Respiratory Care Therapist	3	4	2	0	1	0	0
Social Workers, Clinical	1	2	4	0	1	3	2
Tattooist/Body Piercer	4	2	4	3	3	1	0
Veterinarian	2	4	3	2	0	2	1
TOTAL	206	192	233	167	219	160	139
PNR = Previously Not Regulated							

**Appendix H: Licensees By Profession
For Fiscal Years 2011 through 2015**

Profession	FY11	FY12	FY13	FY14	FY15
Accountants, Certified Public	1,109	1,183	1,101	1,262	1,173
Accountants, Registered Public	5	6	3	3	3
Accountancy Firms	247	261	244	254	253
Acupuncturist	162	148	150	157	181
Acupuncturist - Detoxification Technician	8	8	9	8	12
Architects	1,070	1,137	1,090	1,197	1,155
Athletic Trainers	140	156	160	191	180
Auctioneers	202	219	200	218	198
Barbers	139	142	138	148	141
Barber - Apprentice	7	3	8	8	30
Barber Shops	66	67	69	71	68
Boxing	4	1	5	6	14
Boxing Manager	1	-	1	-	-
Chiropractic	247	252	242	257	253
Chiropractic - Intern	1	1	2	1	2
Cosmetologists	3,091	2,813	2,983	2,810	2,954
Costmetologist - Apprentice	30	27	37	25	20
Cosmetolgy Shops	827	759	820	771	811
Cosmetology Schools	4	3	4	4	4
Cosmetology - Manicurists	249	241	270	241	261
Cosmetology - Manicurists Apprentice	19	14	23	25	25
Cosmetology - Estheticians	199	197	246	231	243
Cosmetology - Estheticians Apprentice	4	3	3	1	3
Dentists	462	507	597	512	551
Dentist - Pro Bono	4	4	3	4	6
Dentist - Transient Practice Permit	0	0	-	-	-
Dental Hygienists	643	690	759	696	730
Dental Assistants - Certified	99	118	120	124	130
Dental Assistants - Traditional	508	619	630	640	735
Dietitians	128	124	127	143	173
Electrologist	29	32	32	33	36
Electrolysis Shops	21	23	22	23	23
Engineers, Professional	3,978	3,600	4,227	3,858	4,219
Engineering Interns	1,901	2,027	2,161	2,202	2,258
Funeral Directors	125	127	110	122	117
Funeral Establishments	59	55	56	59	54
Funeral, Crematory Establishments	9	10	11	11	11
Funeral, Removal Personnel	57	67	59	73	73
Funeral, Crematory Personnel					9
Embalmers	86	88	80	83	80
Hearing Aid Dispensers	31	36	37	48	79
Ionizing Radiation Privileges (Physicians)	142	154	127	143	91
Land Surveyors	223	229	219	231	224
Landscape Architect	48	83	79	88	80
Marriage & Family Therapists	48	53	54	59	61
Mental Health Counselor, Clinical	611	645	651	729	728
Midwife, Licensed	26	32	26	34	30
Motor Vehicle Racing	0	-	-	-	8
Unlimited Event Permit - Auto/Truck	8	7	8	8	-
Annual Event Permit - Auto/Truck	5	3	4	4	4
Annual Event Permit - Motorcycle	1	1	1	2	2
Naturopathic Physician	218	259	262	311	308

**Appendix H: Licensees By Profession
For Fiscal Years 2011 through 2015**

Profession	FY11	FY12	FY13	FY14	FY15
Nurses, Registered	16,805	18,632	15,678	17,742	12,470
Nurse, Registered Practitioner with Advanced Practice	500	560	598	666	688
Nurse, Registered Practitioner with Advanced Practice - Pro Bono	0	-	-	-	-
Nurse, Registered Practitioner with Advanced Practice - Temp Permit	0	-	-	-	-
Nurses, Licensed Practical	2,381	1,976	2,012	1,955	2,269
Nurses, Licensed Practical - Temporary Permit for Re-Entry	3	2	3	1	-
Nurses, Licensed Practical - Temporary License	3	36	-	5	5
Nurse Assistants	4,721	5,496	4,966	5,657	4,777
Nurse Assistants - Temporary Permit	47	19	27	72	4
Nurse Assistants - Temporary License	12	5	6	10	15
Nursing Home Administrator	84	74	83	75	91
Nursing Home Administrator - Provisional	1	4	6	3	-
Occupational Therapists	364	323	331	350	410
Occupational Therapist Assistants	109	94	112	108	126
Opticians	104	69	109	100	110
Optician Trainee	28	13	41	16	32
Optometry	118	101	117	107	134
Osteopathic Physician	141	151	153	190	183
Osteopathic Limited Temporary Physician	12	13	13	11	-
Pharmacists	971	1,021	857	1,112	1,056
Pharmacy, Intern	183	326	212	275	200
Pharmacy, Institutional	17	16	20	25	18
Pharmacy, Investigation & Research Project	2	2	2	4	2
Pharmacy Preceptor	151	193	1	1	-
Pharmacy, Retail	140	137	144	146	146
Pharmacy, Retail Temporary License	1	-	2	-	-
Pharmacy, Home Infusion Pharmacy	2	2	2	2	2
Pharmacy, Remote Pilot Project	0	3	4	5	4
Pharmacy, Wholesale Drug Outlet	502	592	597	729	731
Pharmacy, Drug Research Programs	0	2	-	-	-
Pharmacy, Non-Resident Pharmacy	19	392	427	585	625
Pharmacy, Telepharmacy	67	76	93	109	94
Pharmaceutical Manufacturer	2	2	2	4	4
Pharmacy Technicians	1,189	1,384	1,261	1,542	1,206
Physical Therapists	1,034	1,071	1,080	1,146	1,080
Physical Therapists Assistants	198	208	210	236	214
Private Investigative & Security Agency	17	19	21	22	20
Private Investigative & Security Agency - Sole Proprietor	3	4	3	3	2
Private Investigative Agency	45	48	45	47	38
Private Investigative Agency - Sole Proprietor	19	19	19	22	18
Private Investigative/Security Guard Agency	19	23	21	24	17
Private Investigator/Security Guard	123	140	125	139	109
Investigative/Security Registered Employee	734	907	568	982	715
Investigative/Security Registered F/T Employee	93	63	50	70	60
Investigative/Security Registered P/T Temporary Employee	112	68	92	83	57
Investigative/Security - Licensed Firearms Training Instructor	8	10	9	9	8
Property Inspector	PNR	PNR	PNR	PNR	40
Psychoanalysts	59	63	58	61	107
Psychologist - Master	207	202	207	197	205
Psychologist - Doctorate	411	397	396	414	449
Psychologist - Doctorate - Temporary License	6	6	12	6	4
Psychologist - Trainee	73	57	94	73	-
Psychotherapists	762	916	888	1,029	960
Radiologic Technologist (Radiography)	549	596	671	618	563
Radiologic Technologist (Radiography) TEMP	1	5	-	-	-
Radiologic Technologist Limited License	12	12	13	10	-
Radiation Therapy	66	68	70	67	65
Radiation, Nuclear Medicine	64	73	62	67	53
Radiation, Limited Licensure	0	-	-	10	6

**Appendix H: Licensees By Profession
For Fiscal Years 2011 through 2015**

Profession	FY11	FY12	FY13	FY14	FY15
Registered Appraisal Management Companies - Branch Office	3	3	3	2	2
Registered Appraisal Management Companies - Main Office	108	128	124	119	131
Real Estate Appraiser-State Licensed	35	35	35	29	27
Real Estate Appraiser- State Trainee	4	8	-	3	1
Real Estate Appraiser-Cert Residential	126	130	131	129	138
Real Estate Appraiser-Cert Residential Trainee	2	5	5	9	29
Real Estate Appraiser-Cert General	132	141	141	138	152
Real Estate Appraiser-Cert General Temporary License	23	24	24	26	-
Real Estate Appraiser-Cert General Trainee	1	3	6	10	10
Real Estate Brokers	1,153	1,052	1,087	1,016	1,050
Real Estate Salespersons	1,180	969	1,113	1,028	1,120
Real Estate Offices - Main and Branch	538	482	512	618	643
Real Estate Offices - Sole Proprietor	236	191	171	-	1
Respiratory Care Practitioner	275	315	290	322	297
Respiratory Care Practitioner - Student	12	21	8	9	16
Social Workers, Clinical	980	948	875	1,033	1,118
Tattooist	73	87	78	93	80
Tattooist - Apprentice	26	23	18	21	18
Tattooist - Permanent Cosmetic	5	5	4	5	4
Tattooist - Shop	18	21	24	26	23
Body Piercing & Tattooist Operator	17	41	32	35	32
Body Piercing & Tattooist Shop	22	26	27	28	26
Body Piercing & Tattooist - Apprentice	3	2	3	2	2
Body Piercing Shop	2	2	1	1	-
Body Piercing - Apprentice	9	7	7	9	4
Veterinarians	553	593	564	606	538
TOTALS	56,131	59,187	56,146	60,388	54,458
PNR = Previously Not Regulated					
If blank, this credential was not counted separately in past reports					

Appendix I: Receipts/Expenditures By Profession For Fiscal Years 2012 through 2015

	Fiscal Year 12		Fiscal Year 13		Fiscal Year 14		Fiscal Year 15	
	Receipts	Expenditures	Receipts	Expenditures	Receipts	Expenditures	Receipts	Expenditures
Accountancy	195,650	79,414	39,945	85,280	189,385	114,204	66,640	123,734
Architect	15,505	71,962	169,725	71,066	14,860	94,618	177,940	98,960
Barber/Cosmetology	581,810	314,239	102,230	296,073	627,775	305,762	90,415	282,598
Chiropractic	4,060	35,184	90,780	29,521	4,215	32,470	71,485	36,043
Dental	326,195	159,754	26,175	175,364	326,220	191,209	29,367	189,574
Engineer	42,360	174,611	333,780	199,338	140,810	198,740	320,975	233,358
Funeral Service	100,280	46,857	3,585	69,300	98,525	63,662	27,100	66,755
Land Surveyor	1,880	32,307	86,940	34,589	3,935	29,927	89,155	34,734
Mental Health, Allied*	27,700	99,813	189,820	105,917	36,610	138,881	209,900	119,741
Nursing	720,908	1,606,406	1,956,134	1,543,620	604,440	1,668,628	2,181,235	1,603,916
Optometry	4,300	20,810	55,615	24,737	6,670	16,914	41,890	22,891
Osteopath	11,140	30,344	83,040	29,588	13,920	38,662	87,900	43,650
Pharmacy	580,305	321,286	128,655	270,389	713,045	355,180	461,610	402,135
Private Detective	41,410	76,709	120,550	78,589	57,800	111,072	132,970	94,394
Psychology	99,295	61,324	10,655	60,074	105,205	67,558	7,750	67,219
Radiologic Tech.	14,195	37,569	86,200	50,575	16,035	48,843	88,125	49,420
Real Estate Appraiser	44,820	66,460	99,732	54,433	187,365	82,335	42,325	82,193
Real Estate Comm.	370,280	209,998	69,575	317,558	394,245	290,985	27,810	332,850
Veterinary	24,695	57,009	129,445	50,021	18,310	45,573	129,870	50,660
Advisor Groups	347,962	324,308	440,454	328,394	386,750	327,387	451,684	404,133
Administrative Penalties†	35,300	62,268	31,325	57,347	42,478	48,986	48,170	3,255
GRAND TOTAL	3,590,050	\$3,888,632	\$4,254,360	\$3,931,773	\$3,988,598	\$4,271,596	\$4,784,316	\$4,342,213
*Includes Mental Health Counselor, Marriage Family Therapist, Psychotherapist								
† Administrative Penalties Paid during the fiscal year as part of a disciplinary action								
Advisor Groups include the following professions: Acupuncturists, Athletic Trainers, Auctioneers, Dietitians, Electrologists, Hearing Aid Dispensers, Midwives, Naturopathic Physicians, Nursing Home Administrators, Occupational Therapists, Optician, Physical Therapists, Property Inspectors, Psychoanalysts, Respiratory Care Therapists, Social Workers, Speech-Language Pathology and Audiology, Tattooists and Body Piercers.								
The operational costs of these professions is combined pursuant to 3 V.S.A. § 124.								

**Appendix J: Roster of Board/Commission/Advisor Members
As of July, 2015**

			<u>APPOINTED</u>	<u>EXPIRES</u>
Board of Public Accountancy				
	John C Borch	Member	4/9/2009	12/31/2018
	Joshua Partlow	Member	1/1/2010	12/31/2019
	Thomas Shortle	Member	6/2/2010	12/31/2019
	Daniel Coane	Member	11/5/2013	12/31/2018
	Steve Love	Member	1/1/2014	12/31/2018
Acupuncturist Advisors				
	Kerri Jenni	Member	1/1/2014	12/31/2019
	Christy Colgan	Member	3/31/2015	4/1/2020
Board of Allied Mental Health Practitioners				
	Scott Giles	Member	8/25/2015	12/31/2019
	Tammy Lee Austin	Member	9/16/2009	12/31/2019
	Jane Dale	Member	2/3/2015	12/31/2018
	Jamie Blouin	Member	2/12/2014	12/31/2018
	Bill Scarlett	Member	6/24/2014	12/31/2018
Board of Architects				
	Jennifer R. Arbuckle	Member	6/19/2009	12/31/2018
	Frank M Guillot	Member	6/5/2007	12/31/2017
	Ingrid Moulton Nichols	Member	6/19/2009	12/31/2018
	Matthew Lutz	Member	1/1/2015	12/31/2019
	Keith Robinson	Member	4/4/2012	12/31/2018
	Elizabeth Merrill	Member	9/18/2013	12/31/2015
	Beth Chenette	Member	3/21/2014	12/31/2018
Athletic Trainer Advisors				
	Michael Landsberg	Member	6/1/2009	5/31/2019
	James Murdock	Member	10/1/2013	09/31/2018
Auctioneer Advisors				
	Thomas M Broughton	Member	7/1/2006	10/31/2016
	Eric Nathan	Member	11/1/2013	10/31/2018
Alcohol and Drug Abuse Counselor Advisors				
	Carl Yalicki	Member	3/1/2015	2/28/2020
	Carolyn A. Prescott	Member	1/1/2005	2/28/2020
Board of Barbers & Cosmetologists				
	Jon Somes	Member	4/4/2012	12/31/2019
	Judith Wernecke	Member	5/4/2010	12/31/2019
	Celeste Moulton	Member	1/1/2015	12/31/2019
	Randy Peace	Member	3/13/2013	12/31/2017
	Joan Kavanaugh	Member	1/1/2014	12/31/2018

**Appendix J: Roster of Board/Commission/Advisor Members
As of July, 2015**

			<u>APPOINTED</u>	<u>EXPIRES</u>
Boxing Advisors				
	Edwin D Patterson	Member	4/1/2007	4/2/2017
	Seth Frenzen, MD	Member	2/14/2014	2/15/2019
Board of Chiropractic				
	Palmer Peet	Member	1/27/2010	12/31/2019
	Vernon Temple	Member	1/1/2012	12/31/2016
	Daniel Coane	Member	1/1/2012	12/31/2016
	Heather Rice	Member	1/1/2014	12/31/2018
	Vacant	Member		
Clinical Social Worker Advisors				
	Michael Gillman	Member	4/1/2011	3/31/2016
	Mark Gagnon	Member	11/1/2013	10/31/2018
Board of Dental Examiners				
	John Francis Lavoie	Member	1/12/2006	12/31/2015
	Edward P. Pantzar	Member	2/15/2007	12/31/2016
	Katherine Ann Silloway	Member	1/21/2009	12/31/2018
	Randall Miller	Member	7/27/2010	12/31/2015
	Dixie Vallie	Member	7/27/2010	12/31/2015
	Jennie Kendall	Member	1/1/2011	12/31/2015
	Gerald Theberge	Member	10/23/2012	12/31/2014
	David Baasch	Member	1/1/2013	12/31/2019
	Mimi Kevan	Member	1/1/2013	12/31/2017
	Sally Buell	Member	1/1/2015	12/31/2019
Dietitian Advisors				
	Kimberly Evans	Member	5/1/2011	4/30/2016
	Janice Waterman	Member	5/1/2011	4/30/2016
Electrology Advisors				
	Kathryn Waskow	Member	5/1/2011	4/30/2016
	Elizabeth Willcox	Member	5/1/2011	4/30/2016
Board of Funeral Service				
	Michael Donahue	Member	1/1/2015	12/31/2019
	Jame Minor, Sr.	Member	3/18/2015	12/31/2016
	Daniel Coane	Member	1/1/2015	12/31/2019
	Alexandra Thayer	Member	1/1/2015	12/31/2019
	Larry Gile	Member	1/1/2011	12/31/2015
Hearing Aid Dispenser Advisors				
	Bernie Sage	Member	7/1/2005	8/31/2018
	Deb Charlea G. Baker	Member	8/1/2011	7/31/2016
	Ted Shattuck, MD	Member	7/15/2012	7/15/2017
	Lily Hughes, AuD	Member	1/1/2014	12/31/2019

**Appendix J: Roster of Board/Commission/Advisor Members
As of July, 2015**

			<u>APPOINTED</u>	<u>EXPIRES</u>
Landscape Architects Advisors				
	Gail Henderson-King	Member	7/1/2010	6/30/2020
	Paul Simon	Member	3/29/2013	6/30/2020
Board of Land Surveyors				
	Dorothy Hayden	Member	12/15/2003	12/31/2015
	Jonathan R. Abts	Member	1/26/2007	12/31/2015
	Charles E Rockwell	Member	2/25/2009	12/31/2018
	Timothy Short	Member	11/12/2010	12/31/2019
	Susan Senning	Member	1/31/2012	12/31/2019
	Joseph Flynn	Member	6/14/2012	12/31/2019
	Joseph Nalette	Member	1/22/2014	12/31/2018
Midwife Advisors				
	Mary Lawlor	Member	1/25/2001	12/31/2015
	Stephen Genereaux, MD	Member	6/12/2002	12/31/2015
	Bonne Dunham	Member	10/1/2014	11/1/2019
Motor Vehicle Racing Advisors				
	Harmon Dragon	Member	12/31/2006	12/31/2017
	Bernard Champney	Member	1/1/2007	12/31/2012
	Raymond Therrien	Member	7/31/2014	8/1/2019
Naturopathic Physician Advisors				
	Sam Russo	Member	12/7/2006	12/7/2017
	Bernard Noe	Member	1/1/2014	12/31/2018
Board of Nursing				
	Jeanine Carr	Member	1/1/2008	12/31/2017
	Ellen Watson	Member	12/31/2011	12/31/2016
	Deborah Swartz	Member	11/20/2007	12/31/2016
	John Welch, Jr.	Member	2/3/2015	12/31/2019
	William White, Jr.	Member	10/29/2007	12/31/2016
	Douglas Sutton	Member	1/1/2015	12/31/2019
	Virginia Hudson	Member	1/18/2012	12/31/2018
	Sheila Davis	Member	1/18/2012	12/31/2015
	Luana Tredwell	Member	1/1/2013	12/31/2017
	Jennifer Laurent	Member	4/23/2014	12/31/2018
	Kelly Sinclair	Member	7/1/2014	12/31/2017
	Kelly Sinclair	Member	7/1/2014	12/31/2017
Nursing Home Administrators Advisors				
	Joan Potter	Member	2/1/2008	3/31/2020
	Christine Scott	Member	11/1/2010	3/31/2020
Occupational Therapist Advisors				
	Thomas Hartigan	Member	10/1/2014	9/30/2019
	Linda Kogut	Member	10/1/2014	9/30/2019

**Appendix J: Roster of Board/Commission/Advisor Members
As of July, 2015**

			<u>APPOINTED</u>	<u>EXPIRES</u>
Optician Advisors				
	Dale Davenport	Member	12/31/2000	12/31/2015
	Daniel McLeish Thomas	Member	5/1/2009	5/31/2019
Board of Optometry				
	Franics Pinard	Member	1/15/2015	12/31/2019
	Daniel Dapolito	Member	10/4/2006	12/31/2015
	Bonnie Liberty	Member	1/27/2010	12/31/2019
	Jean Peterson	Member	1/18/2012	12/31/2015
	Albert Pristaw	Member	1/1/2013	12/31/2017
Board of Osteopathic Physician				
	John Welch	Member	3/14/2000	12/31/2014
	John Peterson	Member	1/28/2008	12/31/2018
	Mimi Kevan	Member	4/8/2011	12/31/2016
	Daniel Wilson	Member	1/1/2012	12/31/2016
	Scott Perrapato	Member	1/12/2014	12/31/2018
Board of Pharmacy				
	Larry Labor	Member	4/10/2008	12/31/2015
	Judith Wernecke	Member	7/1/2010	12/31/2015
	King Milne	Member	1/1/2013	12/31/2017
	James Arisman	Member	1/1/2013	12/31/2017
	Robert Carpenter	Member	1/1/2014	12/31/2018
	Stephanie Ibey	Member	1/1/2014	12/31/2018
	Corey Duteau	Member	1/1/2015	12/31/2019
Board of Private Investigative & Security Services				
	James Eckhardt	Member	3/8/2007	12/31/2019
	Robert Wernecke	Member	11/12/2010	12/31/2018
	Anita Bobee	Member	1/1/2011	12/31/2015
	Richard Murphy	Member	8/10/2011	12/31/2017
	Franklin Davis	Member	12/13/2011	12/31/2018
Board of Professional Engineering				
	Bonnie Giuliani	Member	8/1/2004	12/31/2014
	William E Atkinson	Member	11/27/2006	12/31/2016
	Katherine E Hill	Member	1/1/2009	12/31/2018
	Brad Aldrich	Member	1/1/2012	12/31/2016
	Raymond Forsell	Member	11/22/2013	12/31/2017
	Claus Bartenstein	Member	1/1/2014	12/31/2018
Property Inspector Advisors				
	Sean McKenzie	Member	6/1/2014	5/31/2019
	Steve Dukette	Member	6/1/2014	5/31/2019
Board of Psychological Examiners				
	James Huitt	Member	5/28/2015	12/31/2019
	Marilyn Turcotte	Member	1/1/2015	12/31/2019
	Michael Doyle	Member	12/3/2007	12/31/2016
	Susan Jan Belville	Member	11/23/2010	12/31/2018
	Ronald Miller	Member	1/1/2012	12/31/2016

**Appendix J: Roster of Board/Commission/Advisor Members
As of July, 2015**

			<u>APPOINTED</u>	<u>EXPIRES</u>
Psychoanalyst Advisors				
	Donald R Ferrell	Member	12/1/2006	11/30/2016
	Elizabeth Stevenson	Member	9/20/2012	9/21/2017
Physical Therapist Advisors				
	David W Scribner	Member	7/1/2008	6/30/2018
	Laurel Clute	Member	8/15/2012	8/14/2017
Board of Radiologic Technology				
	Littia Mann	Member	5/25/2015	12/31/2016
	Donna Ann Holbrook	Member	10/6/2005	12/31/2017
	Jane Alsofrom	Member	4/27/2010	12/31/2014
	Joshua Nickerson, MD	Member	1/9/2012	12/31/2017
	Brian Bidwell	Member	11/13/2012	12/31/2016
	Linda Retchin	Member	11/22/2013	12/31/2017
Board of Real Estate Appraisers				
	John Waldo	Member	1/1/2015	12/31/2019
	Kurt J. Kaffenberger	Member	1/1/2014	12/31/2018
	George C. Sargeant	Member	2/16/2011	12/31/2018
	Dawn Loring	Member	10/4/2014	12/31/2015
	Robert J. Wernecke	Member	1/11/2010	12/31/2015
	Kurt Kaffenberger	Member	1/1/2014	12/31/2018
Real Estate Commission				
	Mikail Stein	Member	5/28/2015	12/31/2018
	Donna Murray	Member	1/1/2015	12/31/2019
	Claire M. Porter	Member	9/24/2004	12/31/2016
	Joyce Cameron	Member	1/1/2014	12/31/2018
	David Raphael, Jr.	Member	3/9/2011	12/31/2015
	Gloria Rice	Member	6/25/2004	12/31/2018
	Wendy Beach	Member	1/1/2015	12/31/2019
Respiratory Care Advisors				
	Gregory J. Ward	Member	4/16/2007	4/16/2017
	Michelle M. Carner	Member	8/1/2011	7/31/2016
Tattooing/Body Piercing Advisors				
	Anita Licata, MD	Member	9/1/1996	8/30/2007
	Kenneth Walker	Member	11/1/2013	10/31/2018
	Ivan Belanger	Member	11/1/2013	10/31/2018
Board of Veterinary Medicine				
	Jeanette Hogan	Member	2/3/2015	12/31/2019
	Terry York	Member	3/12/2007	12/31/2017
	J. Drexel Wheeler	Member	4/27/2010	12/31/2018
	Paula Yankausas	Member	1/1/2012	12/31/2016
	Ryan Canales	Member	1/1/2013	12/31/2017
	Crager Boardman, Jr.	Member	1/1/2014	12/31/2018